

Decision 2024: Navigating Critical Crossroads in Politics and Policy

National Roofing Contractors Association
Deborah Mazol, Director of Federal Affairs
January 13, 2024





Overview

2024 Elections

118th Congress

Legislative Priorities

information

education

technology

advocacy

2024 Presidential Election



information

education

technology

advocacy

President Joe Biden



ECONOMY: SOFT LANDING, HARD FEELINGS

While 2023's Economy Is Nearly as Strong as 2019's, People Feel Worse


2019		2023
28.9%	S&P 500 Return	24.6%
3.6% <small>(Dec)</small>	Unemployment Rate	3.7% <small>(Nov)</small>
\$63,257 <small>(Q4)</small>	Real (after inflation) GDP per capita	\$67,036 <small>(Q3)</small>
\$327,100	Median Home Value	\$431,000
\$15.68T <small>(Dec)</small>	Disposable personal income, after inflation	\$16.85T <small>(Oct)</small>

99.3	Consumer Confidence (U. Mich)	69.4
+26	Gallup Economic Confidence Index	-40
+16%	Small Businesses "Expect Economy to Improve"	-42%
3.74%	30 Year Fixed Home Mortgage rate	6.61%

IMP (Macrotrends); Unemployment (BLS); Real GDP (FRED); Median home price & Disposable income (Zillow); Consu. Conf. (Mtr. Data); NFIB (2019, 2023); Mortgage rate (Fwd)

MEHLMAN CONSULTING

President Joe Biden



information

education

technology

advocacy

President Joe Biden

2024 Democratic Presidential Nomination



2024 Republican Presidential Nomination

[2020 Democratic Nomination](#) | [2016 Democratic Nomination](#) | [2008 Democratic Nomination](#) | [Latest 2024 Polls](#)

[December 20, 2007, '15, '19: 2019 Biden +8.5](#) | [2015 Clinton +25.7](#) | [2007 Clinton +17.1](#)

Polling Data						
Poll	Date	Sample	Biden *	Williamson	Phillips	Spread
RCP Average	11/9 - 12/18	--	67.8	7.8	3.4	Biden +60.0
Quinnipiac	12/14 - 12/18	683 RV	75	13	5	Biden +62
Reuters/Ipsos*	12/5 - 12/11	2050 A	65	2	2	Biden +63
Emerson	12/4 - 12/6	402 RV	63	5	2	Biden +58
I&I/TIPP	11/30 - 12/1	567 RV	61	5	3	Biden +56
The Messenger/HarrisX	11/22 - 11/28	1399 RV	65	8	4	Biden +57
NBC News	11/10 - 11/14	311 RV	77	12	4	Biden +65
FOX News	11/10 - 11/13	386 RV	72	13	3	Biden +59
Yahoo News	11/9 - 11/13	461 RV	64	4	4	Biden +60

All 2024 Democratic Presidential Nomination Polling Data



President Donald Trump



information

education

technology

advocacy

President Donald Trump



information

education

technology

advocacy

President Donald Trump

2024 Republican Presidential Nomination



2024 Democratic Presidential Nomination


[GOP Primary Polling: National](#) |
 [Iowa](#) |
 [New Hampshire](#) |
 [South Carolina](#) |
 [Nevada](#) |
 [Betting Odds](#)

[December 20, 2007, '11, '15: 2015 Trump +17.3](#) |
 [2011 Gingrich +3.0](#) |
 [2007 Giuliani +1.3](#)

Polling Data								
Poll	Date	Trump	DeSantis	Haley	Ramaswamy	Christie	Hutchinson	Spread
RCP Average	12/4 - 12/18	64.8	11.1	10.9	4.5	2.9	0.8	Trump +53.7
Quinnipiac	12/14 - 12/18	67	11	11	4	3	0	Trump +56
Economist/YouGov	12/16 - 12/18	60	17	10	4	3	0	Trump +43
NY Times/Siena	12/10 - 12/14	64	9	11	5	3	--	Trump +53
Morning Consult	12/15 - 12/17	66	11	11	6	3	1	Trump +55
Harvard-Harris	12/13 - 12/14	67	11	10	3	3	--	Trump +56
FOX News	12/10 - 12/13	69	12	9	5	2	1	Trump +57
Reuters/Ipsos	12/5 - 12/11	61	11	11	5	2	--	Trump +50
Emerson	12/4 - 12/6	64	7	14	4	4	2	Trump +50

All 2024 Republican Presidential Nomination Polling Data

Three's a Crowd



information

education

technology

advocacy

Biden versus Trump

General Election: Trump vs. Biden



Presidential Betting Odds

This Day In History: December 20, 2019: Biden +4.4 | December 20, 2015: Clinton +6.6

Polling Data						
Poll	Date	Sample	MoE	Trump (R)	Biden (D) *	Spread
RCP Average	12/4 - 12/18	--	--	47.1	44.5	Trump +2.6
Quinnipiac	12/14 - 12/18	1647 RV	2.4	46	47	Biden +1
Economist/YouGov	12/16 - 12/18	1336 RV	3.2	43	43	Tie
Morning Consult	12/15 - 12/17	5618 RV	1.0	44	42	Trump +2
Harvard-Harris	12/13 - 12/14	2034 RV	2.0	52	48	Trump +4
NY Times/Siena	12/10 - 12/14	1016 LV	3.7	45	47	Biden +2
FOX News	12/10 - 12/13	1007 RV	3.0	50	46	Trump +4
CNBC	12/8 - 12/12	RV	--	48	42	Trump +6
Rasmussen Reports	12/6 - 12/7	892 LV	3.0	48	38	Trump +10
NPR/PBS/Marist	12/4 - 12/7	1129 RV	3.7	48	49	Biden +1
Emerson	12/4 - 12/6	1000 RV	3.0	47	43	Trump +4

All General Election: Trump vs. Biden Polling Data

*as of 12/20/23



Would you vote for Trump in 2024 if he is/has been convicted of a felony?

Yes 25%

No 59%

Will Biden be the nominee?



Will Trump be the nominee?



information

education

technology

advocacy

Biden vs. Haley/DeSantis

Some polls have shown that Ambassador Haley or Governor DeSantis poll better in a general election versus Biden than Trump, but the Real Clear Politics average rating is nearly equal.

Haley +3

Trump +2.2

DeSantis +.3

Does it matter?

Presidential – Key Dates

Jan 15 – Iowa Republican Caucuses

Jan 23 – N.H. Republican Primary

Feb 3 – South Carolina Democrat Primary

Feb 6 – Nevada Democrat Primary

Feb 8 – Nevada Republican Caucuses

Feb 24 – South Carolina Republican Primary

Feb 27 – Michigan Presidential Primary



Iowa

Since 1972, there have been 18 caucus winners between the two parties.

- 10 Democrats and 8 Republicans.
- 50% got their party's nomination but only three would be elected president.

Year	Party	Caucus Winner	Party Nominee?	President?
1972	D	Muskie	no	no
1976	D	Carter	yes	yes
1976	R	Ford	yes	no
1980	D	Carter	yes	no
1980	R	H.W. Bush	no	no
1984	D	Mondale	yes	no
1988	D	Gephardt	no	no
1988	R	Dole	no	no
1992	D	Harkin	no	no
1996	R	Dole	yes	no
2000	D	Gore	yes	no
2000	R	W. Bush	yes	yes
2004	D	Kerry	yes	no
2008	D	Obama	yes	yes
2008	R	Huckabee	no	no
2012	R	Santorum	no	no
2016	D	Clinton	yes	no
2016	R	Cruz	no	no

information

education

technology

advocacy



March 5 - Super Tuesday

Alabama

Alaska Republican presidential caucuses

Arkansas

California

Colorado

Iowa Democratic caucus mail vote

Maine

Massachusetts

Minnesota

North Carolina

Oklahoma

Tennessee

Texas

Utah Democratic presidential primary and Republican presidential caucuses

Vermont

Virginia

information

education

technology

advocacy

Key Early States

Candidates need to make this a two-person race.

Iowa

- Trump +37 (51%)
- DeSantis – 19% and Haley – 16%
 - Vivek – 6.5%, Christie - 3.3%, Asa – 1%

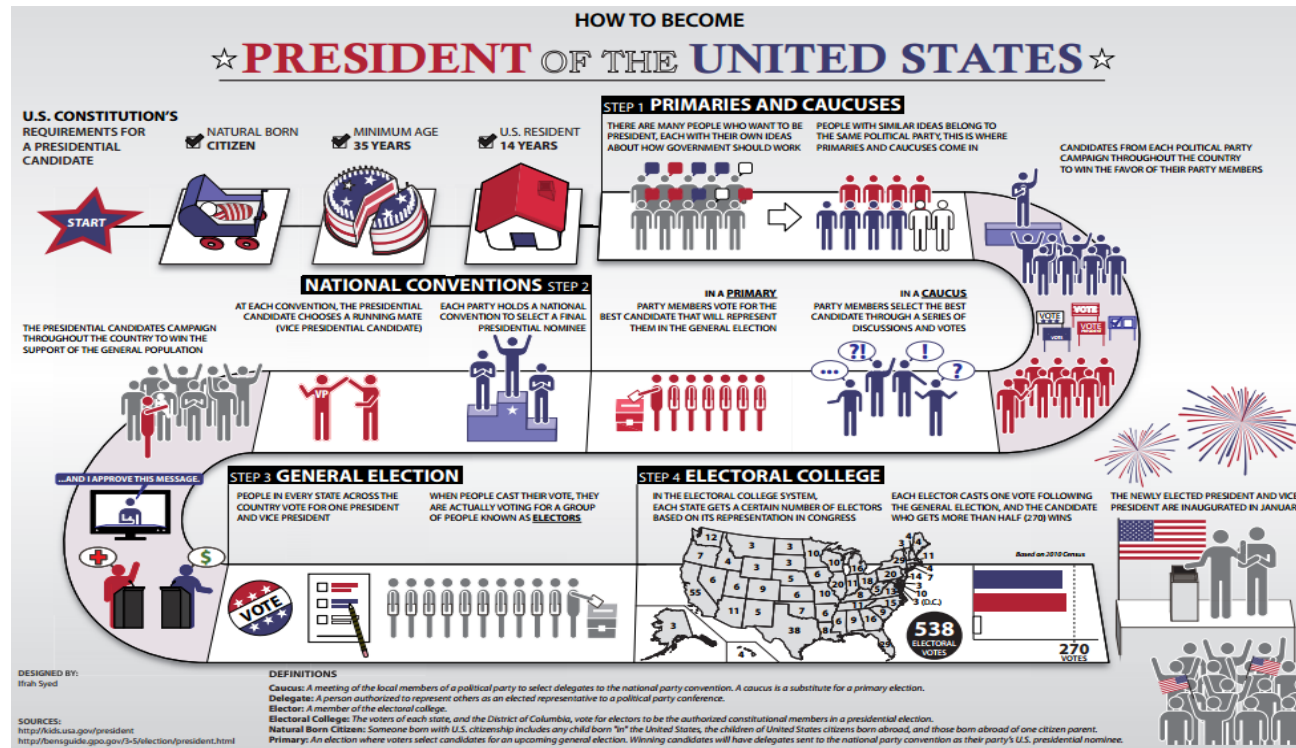
New Hampshire

- Trump +14 (43%)
- Haley – 29%, Christie – 12%, DeSantis – 6.5%

© WorldAtlas.com



Delegates pick candidates





2024 General Election

Nov. 5, 2024

However, some states may begin voting by late September.

information

education


technology

advocacy



Electoral College

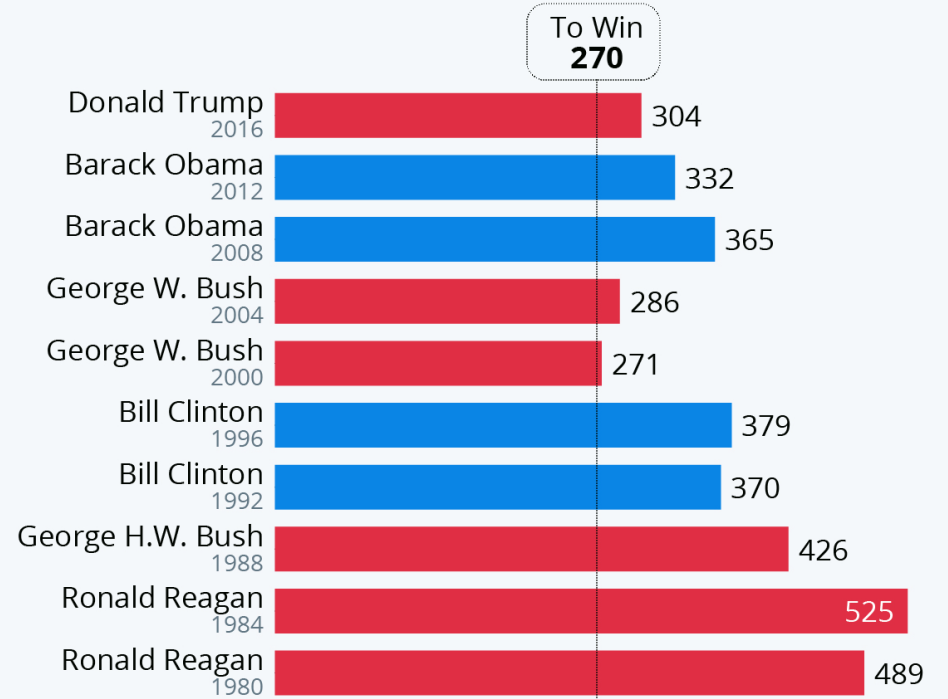

Path to the White House...



© DAVE GRANLUND.COM
POLITICAL CARTOONS.COM

Winning Margins in U.S. Elections

Electoral votes won by elected candidates in U.S. presidential elections since 1980



Source: U.S. National Archives and Records Administration



information

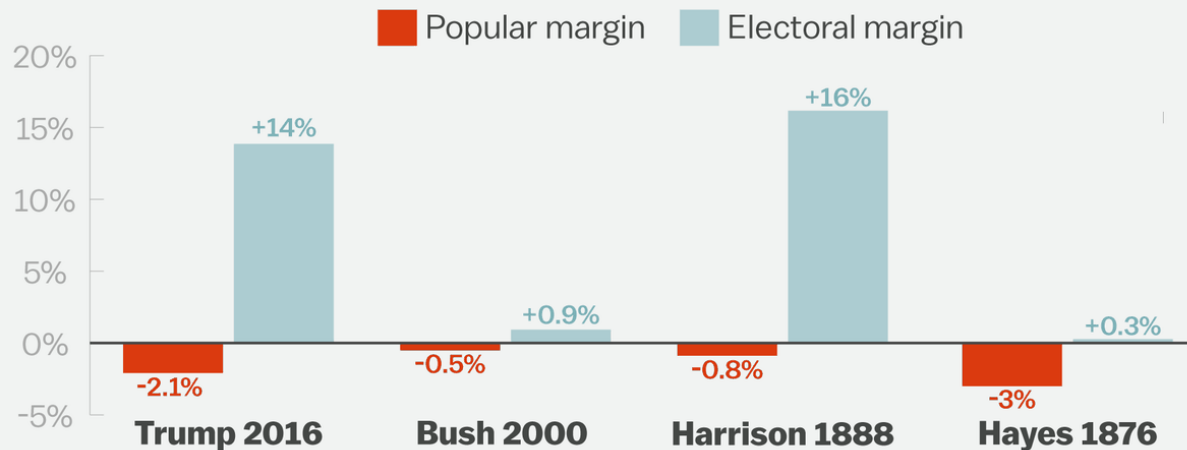
education

technology

advocacy

Popular Vote

The short list of presidents who lost the popular vote, but won the Electoral College




Data from Dave Leip's Atlas of US Presidents, New York Times projections, and the Cook Political Report



Presidents' performance in the popular vote

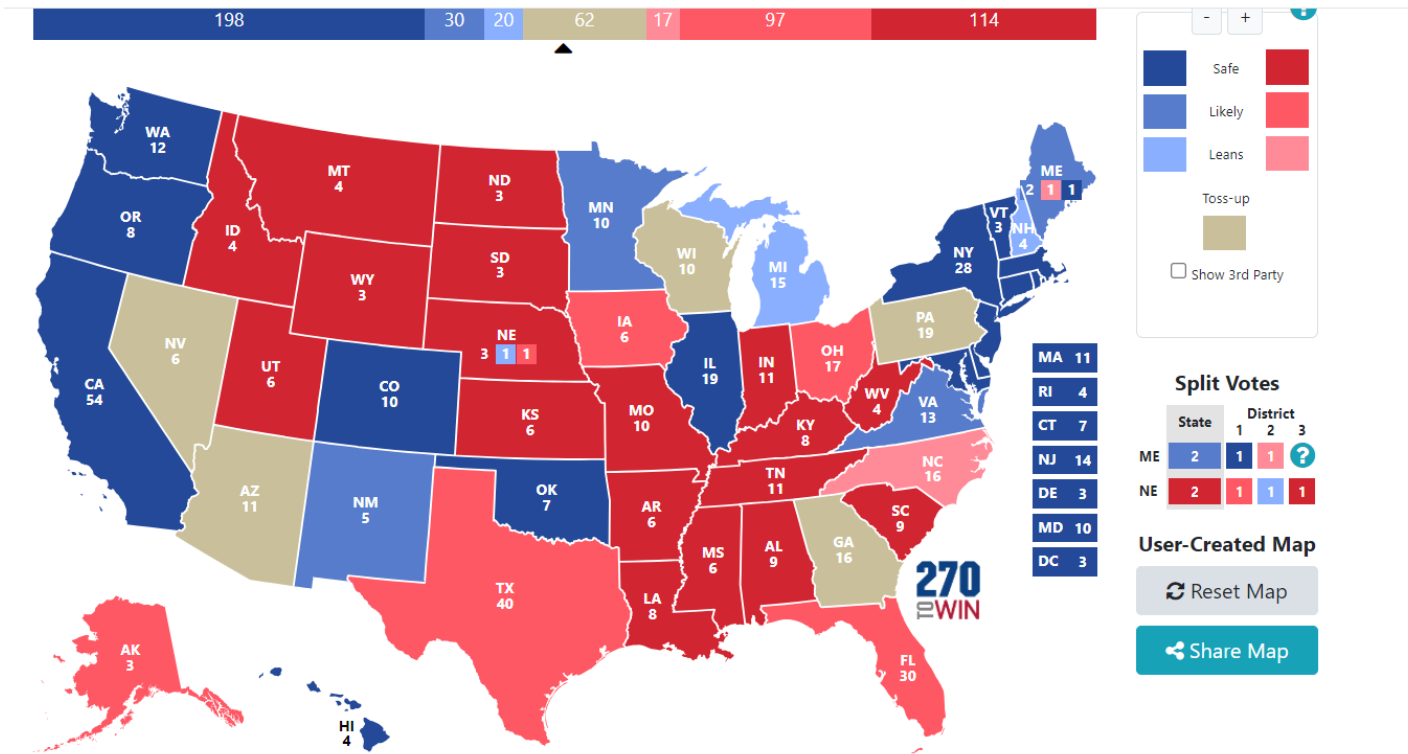
Popular vote margins of elected U.S. presidents since 1824



Source: Dave Leip - U.S. Election Atlas



Electoral Map 2024



information

education

technology

advocacy

Trump leads Biden in swing states

North Carolina +11

Georgia +7

Wisconsin +6

Nevada +5

Michigan +4

Arizona +3

Pennsylvania +1



*Dec 14., 2023 Bloomberg/Morning Consult Poll (Margin of error +/-3)

What happens in Jan 2025





Congressional

Every vote counts with slim margins.

information

education

technology

advocacy

Congressional – Key Dates

March 5 – Alabama, Arkansas, California, North Carolina, Texas

March 19 – Ohio

April 13 – Pennsylvania

May 14 – West Virginia

June 4 – Montana

August 6 – Arizona, Michigan

2024 Senate Elections

Senate

- 51 Democrat
- 49 Republican

Key races to watch in Montana, West Virginia, Pennsylvania and Ohio.

2024 House Elections

House

- 220 Republican (soon to be 219)
 - Santos and McCarthy out in 2023
 - Rep Bill Johnson resigning Jan. 21
- 213 Democrat
 - Rep. Higgins resigning Q1 2024

118th Congress

Historically House of Representatives				
Congress	Year	Number of Votes	Measures Passed	Became Law
118th - 1st Session	2023	724	329	22
117th - 2nd Session	2022	549	686	284
117th - 1st Session	2021	449	441	81
116th - 2nd Session	2020	253	627	239
116th - 1st Session	2019	701	564	105
115th - 2nd Session	2018	497	947	347
115th - 1st Session	2017	710	537	96
114th - 2nd Session	2016	622	711	214
114th - 1st Session	2015	705	475	115
113th - 2nd Session	2014	564	607	224
113th - 1st Session	2013	641	324	72



118th Congress – 1st session

Fiscal Responsibility Act
NDAA and FISA Reform

H.R. 1 – Energy; H.R. 2 – Border; Parents Bill of Rights;
FAA reauthorization; Nominations; Policing colleagues

information

education

technology

advocacy



118th Congress – 2nd session

Jan 19 – Agriculture, Energy-Water, Military Construction-VA, and Transportation-HUD bills

Feb 2 – Commerce-Justice-Science, Defense, Financial Services-General Government, Homeland Security, Interior-Environment, Labor-HHS-Education, Legislative Branch, and State-Foreign Operations bills.

information

education

technology

advocacy



118th Congress – 2nd session

Ukraine, Israel, Taiwan and Immigration deal

March 8 - FAA extension expires

April 11– FISA extension expires

Bipartisan bills such as WIOA, Tax Reform

information

education

technology

advocacy

Governing in a slim majority



information

education

technology

advocacy

Speaker McCarthy ousted

Andy Biggs, (R-Ariz.)
Ken Buck (R-Colo.)
Tim Burchett (R-Tenn.)
Elijah Crane, (R-Ariz.)
Matt Gaetz (R-Fla.)
Bob Good (R-Va.)
Nancy Mace (R-S.C.)
Matt Rosendale, (R-Mont.)





New Speaker elections



information

education

technology

advocacy

Speaker Mike Johnson



Policy Issues

- Labor shortage solutions
 - Career and Technical Education, WIOA, Immigration Reform
- Tax Policy
 - 199A permanency
 - R&D expired immediate expensing
- Regulatory issues
- Energy efficiency and sustainability



Labor shortages will continue to restrict growth for both manufacturers and contractors

Participation

Demographics

Culture



Career and Technical Education

- Expand career and technical education
 - In 2018, NRCA successfully urged Congress to pass legislation to reform/expand Perkins CTE grants
 - Perkins grants fund CTE programs at state and local level
 - Increased funding:
 - \$52 million in FY 2021
 - \$45 million in FY 2022
 - \$50 million in FY 2023



Workforce Innovation and Opportunity Act

- Congress began work on reauthorizing the Workforce Innovation and Opportunity Act (WIOA)
 - WIOA programs help displaced workers obtain skills and find employment
- NRCA supports reforming and expanding to increase effectiveness
 - Stronger Workforce for America Act passes Committee 44-1 on Dec. 12

Short-term training and certification incentives

Freedom to Invest in Tomorrow's Workforce Act

- Expands qualified expenses under 529 savings plans to include postsecondary training and credentialing programs

Bipartisan Workforce Pell Act

- Expands Pell Grant eligibility to high-quality, short-term training programs

Immigration Reform



- Maximize effectiveness of H-2B visa program
- Essential Workers for Economic Advancement Act – new visa system to meet employer workforce needs
- Two-track system: employer tests market and obtains permit; workers qualify for new 3-year H-2C visa
- Provide permanent legal status for TPS and DACA individuals

Regulatory Reform



Tax Policy

- Tax Cuts and Jobs Act (TCJA) of 2017
 - Lowered tax rates for both corporations and pass-through businesses
 - Increased limits on Section 179 expensing and expanded definition to include non-residential roofs as eligible property (began Jan 2018)
 - Doubled estate tax exemption
- Make permanent expiring TCJA provisions
 - Sec. 199A pass-through deduction expires 2025
 - Maintain full expensing for non-residential roofs under Sec. 179



American Competitiveness



information

education

technology

advocacy

Energy efficiency and sustainability



Opportunity for increased funding and demand for energy efficient and sustainable products and systems through the Inflation Reduction Act and Infrastructure Investment and Jobs Act.

NRCA Advocacy

- Invested in members of Congress now in top leadership roles
- Supported historic investment in energy efficiency and sustainability
- Prevented increases in taxes on Corporations, protected the 199A pass-through deduction.
- Secured increased funding for Career and Technical Education Perkins Grants
 - Secured funding for the Workforce Innovation and Opportunity Act
 - Ensured construction was not left out of H-2B visa program and other immigration reforms
 - Prevented PVC from being classified as a hazardous waste.



Roofing Day in D.C.

April 16-17, 2024

Annual industry advocacy event to speak with “one voice” to Congress

- Register today: <http://www.nrca.net/roofingday>

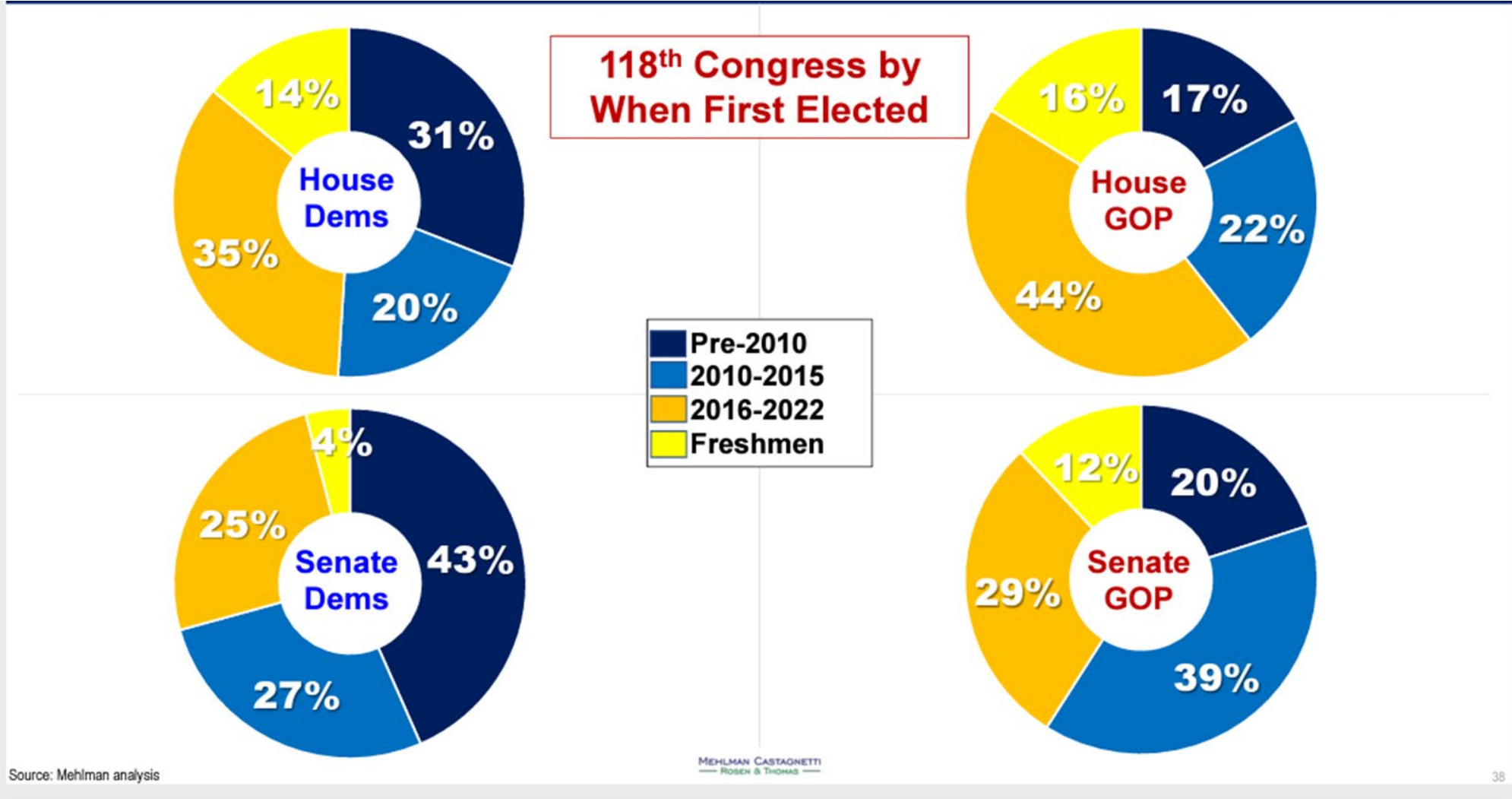


information

education

technology

advocacy





ROOFPAC

ROOFPAC is the only PAC dedicated to supporting the roofing industry's interests in Washington, D.C.

During the 2021-2022 election cycle, ROOFPAC raised \$419,028 with a success rate of 94% of ROOFPAC-supported candidates on the Nov. 8, 2022 ballot having won their elections.



Emerging Leaders Club: \$250
Capitol Hill Club: \$1,000
Political Insiders Council: \$5,000

information

education

technology

advocacy

Questions/Comments?

Deborah Mazol, Director of Federal Affairs

dmazol@nrca.net